
Using the Degree Audit and Major Info Page at *MY.UNT.EDU*

A. What is the Degree Audit and Major Info page?

The Degree Audit and Major Info page is a link in the EIS Student Portal that allows students to submit and review their DARwin degree audit, run “what if” degree audits for majors across the UNT campus, and view active EIS programs and plans. In addition to being a new student portal link, the page is made available at my.unt.edu for use by advisors and other authorized staff and faculty. The my.unt.edu page functionality is identical to the link in the student portal except that it requires users to enter a student EMPLID to review results.

B. Running a Degree Audit from my.unt.edu

1. Go to the Degree Audit and Major Info page in EIS at [UNTS NTSR Processes > DARS Processes > Degree Audit and Major Info](#).
2. Enter EMPLID for student.

DARS Audit and Major Info

Enter any information you have and click Search. Leave fields blank for a list of all values.

Find an Existing Value

ID:


Campus ID:

National ID:

Last Name:

First Name:

Case Sensitive

[Basic Search](#)  [Save Search Criteria](#)

3. Note that the page defaults to the **Degree Audit** tab. The Degree Audit tab displays the Default Program(s) a student has declared in DARwin (not EIS). Select **Go** to the right of the Default Program to submit a new degree audit.

Degree Audit | What If Search | Your UNT Major

Eagle, Scrappy Eppy ID: **12345678**

[Frequently Asked Questions About Your Degree Audit.](#)

▼ My Major Degree/s

Default Program(s)		
Title	Catalog	Go
1 BA Mathematics	2008 - 2009 Catalog Year	Go

Audit usually completes between 10-20 seconds after pressing Go.

[Degree Audit](#) | [What If Search](#) | [Your UNT Major](#)

4. After the Degree Audit completes running the **Go** button will turn grey. Select the **View audit** button to review the degree audit output.

Degree Audit | What If Search | Your UNT Major

Eagle, Scrappy Eppy ID: **12345678**

[Frequently Asked Questions About Your Degree Audit.](#)

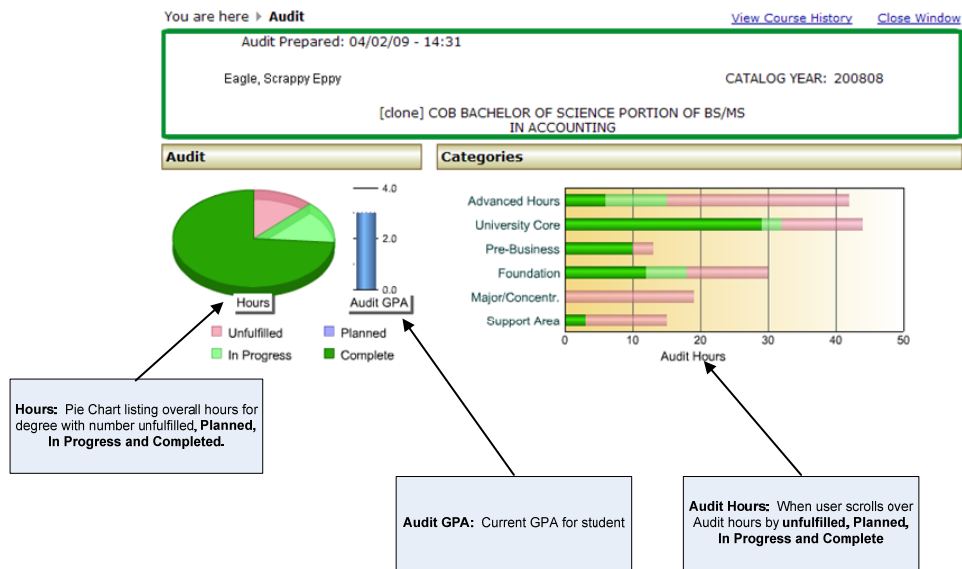
▼ My Major Degree/s

Default Program(s)		
Title	Catalog	Go
1 BA Mathematics	2008 - 2009 Catalog Year	<input type="button" value="Go"/>

- A new/updated degree audit can be run by selecting the **Reset for another audit** button. After this button is selected the **Go** button will become available and a new degree audit can be submitted.

C. Reviewing Degree Audit Results and Utilizing the “What if” Option

- Degree Audit results will display in a new internet browser window. The first noticeable item is the graphical chart display at the top of the degree audit. The charts display required hour information, GPA totals, and progress towards degree completion in specified categories.



- Below the degree audit graphs are options for “What If” planning and general degree audit results. The first item within the audit results is a Legend that lists the various “Audit Marks” for degree requirements.

'What-If' Course Planning

The section below allows you to Plan courses for your Interactive Audit. These “What-If” courses are for planning purposes only; they will not show up on an official degree audit produced by your college or department.

▼ [Open All Sections](#) ▶ [Close All Sections](#)

*** AT LEAST ONE REQUIREMENT IS NOT YET SATISFIED ***

▶ [LEGEND - DESCRIPTION OF GRADES AND OTHER AUDIT VALUES](#)

- Audit Marks are found within the expanded degree audit Legend. To expand the legend or any requirements select the ▶ next to the item.

AUDIT MARKS FOR DEGREE REQUIREMENTS

- ✓ 'OK'
REQUIREMENT IS COMPLETE
- ✗ 'NO'
REQUIREMENT IS NOT COMPLETE
- IP ✓ 'IP'
REQUIREMENT WILL BE COMPLETE WHEN THE LISTED REGISTERED OR ENROLLED COURSES ARE COMPLETED
- PL ✓ 'PL'
REQUIREMENT WOULD BE COMPLETE IF 'PLANNED' COURSES (FROM COURSE CART) WERE COMPLETED
- + SUB-REQUIREMENT IS COMPLETE
- SUB-REQUIREMENT IS NOT COMPLETE
- ~ SUB-REQUIREMENT WOULD BE COMPLETE IF 'PLANNED' COURSES (FROM COURSE CART) WERE COMPLETED

- Users can also select ▼▼ [Open All Sections](#) ▶▶ [Close All Sections](#) to view each degree audit requirements at a time (The default is all requirements closed).
- The Audit Marks are noted by each requirement and are intended to give users a quick view of requirements that are complete, not complete or are in progress.

'What-If' Course Planning

[▼▼ Open All Sections](#) ▶▶ [Close All Sections](#)

[Printer Friendly](#)

The section below allows you to Plan courses for your Interactive Audit. These "What-If" courses are for planning purposes only; they will not show up on an official degree audit produced by your college or department.

Courses that you want to Plan may not be offered in a given term - check the UNT Schedule of Classes for course availability. Course prerequisites must also be followed.

If you add, modify or delete What-If/Planned courses, you will have to run a new audit to see the results.

No courses in cart

Total	0.0
--------------	-----

Course to add:

Update year/terms of all courses

REMINDER: You must run a new audit after any What-If/Planned course changes to see the results.

*** AT LEAST ONE REQUIREMENT IS NOT YET SATISFIED ***

LEGEND - DESCRIPTION OF GRADES AND OTHER AUDIT VALUES


- ▶ ✓ THIS CATALOG REMAINS VALID THROUGH AUGUST 2016. IF YOU DO NOT EXPECT TO COMPLETE THESE REQUIREMENTS BY THIS DATE, SEE YOUR ADVISOR IMMEDIATELY FOR INFORMATION ON CATALOG OPTIONS.
- ▶ ***** ADVISING PROCESS NOT COMPLETE *****
***** AUDIT NOT YET OFFICIAL *****
- ▶ **AT THIS TIME, YOUR ADVISOR HAS NOT YET INDICATED THAT YOUR ACADEMIC RECORD (INCLUDING ANY TRANSFER AND NON-TRADITIONAL CREDIT) HAS BEEN FULLY EVALUATED.**
- ▶ **AS A RESULT, YOUR AUDIT SHOULD NOT BE CONSIDERED OFFICIAL UNTIL YOU RECEIVE A COPY WITHOUT THIS WARNING MESSAGE. IF YOU HAVE QUESTIONS, PLEASE CONTACT YOUR ADVISOR.**
- ▶ ***** SENIORS: GRADUATION/ADVISING NOTICE *****
- ▶ ✓ COLLEGE OF BUSINESS REQUIREMENTS FOR DEGREE -- UNT GPA
- ▶ ✓ UNIVERSITY REQUIREMENTS FOR DEGREE -- GPA (ALL COURSES)
- ▶ ✗ UNIVERSITY REQTS FOR DEGREE -- ADVANCED HOURS (OVERALL)
- ▶ ✗ UNIVERSITY REQTS FOR DEGREE -- ADVANCED HOURS (UNT)
- ▶ ✗ BS/MS (ACCOUNTING) DEGREE REQUIREMENTS -- TOTAL HOURS UNDERGRADUATE PORTION
-- COMPLETION OF AT LEAST 114 SEMESTER HOURS

6. The “What If” section of the degree audit allows a student to submit courses they plan to complete through the degree audit results. It is important to note that “What If” scenarios are for planning purposes only. They do not show up on an official degree audit produced by a college or department. **EXAMPLE:**



- Students are required to take ENGL 2700 (Technical Writing). The requirement is currently not complete.

**X TECHNICAL WRITING (PRE-BUSINESS-ACCOUNTING) 3 HRS
GRADE OF C OR BETTER REQUIRED**

- 1) TECHNICAL WRITING
NEEDS: 3.0 HOURS
SELECT FROM: [ENGL 2700,2702](#)

- Select (click on) ENGL 2700 from the “Select From” list. A new window will appear that lists the course from the “Select From” list and also display the course to be added to the student course cart. Select .

Would you like to add the following course to your Course Cart?

ENGL2700  

TECHNICAL WRITING

2700 (2311). Technical Writing. 3 hours. Expository writing, especially for science, pre-engineering and business students. May be substituted for ENGL 1320 in some programs; students should consult advisers in their majors

- Course will then appear in the “What-If” Course Planning Section of the degree audit.


'What-If' Course Planning

The section below allows you to Plan courses for your Interactive Audit. These “What-If” courses are for planning purposes only; they will not show up on an official degree audit produced by your college or department.


Courses that you want to Plan may not be offered in a given term - check the UNT Schedule of Classes for course availability. Course pre-requisites must also be followed.

If you add, modify or delete What-If/Planned courses, you will have to run a new audit to see the results.

Course	Term	Credit	Grade
<input type="checkbox"/> ENGL2700	Spring 2009	3.0	PL
Total		3.0	

- Rerun the degree audit. The course should now be displayed as Planned, .

D. Running a “What if Search” Degree Audit

1. On the Degree Audit page select the **What If Search** tab at the top of the page.
2. Using the  select the College, Degree, Major and Catalog Year options. You must use the search options. Do not enter values “free form”.

Advanced What If Search

College	Degree	Major	Catalog Year
<input type="text" value="CS"/> 	<input type="text" value="BA"/> 	<input type="text" value="SOCIOLOGY"/> 	<input type="text" value="200808"/> 
Selected DARS Degree Program		Catalog	
BA Sociology		2008 - 2009 Catalog Year	
Submit Audit			

3. Select **Submit Audit** to view degree audit results.
4. To select a different “What If”, click on any of the search options and choose a new value. This will reset the screen for a new request.

E. Reviewing UNT Major Information

1. The Degree Audit and Major Info page in the student portal and at my.unt.edu can also display active EIS programs and plans. To view a student’s program information select the **Your UNT Major** tab.
2. All active student programs from EIS will be displayed.

[Frequently Asked Questions About Your Degree Audit.](#)

View My Official Degree Program/s

Official Program/s			
Academic Career	Academic Program	Academic Plan	Plan Type
1 Undergrad	Education	Development and Family Studies	Major
2 Undergrad	Ugrd Pre-Teacher Certification	Stand Family & Consumer Sci	Tcert

NOTE: There may be instances when “Degree Audit” and “Your UNT Major” programs do not match for a student. To rectify, review the student’s DARwin Degree Program and EIS Program/Plan and make updates and corrections as needed.